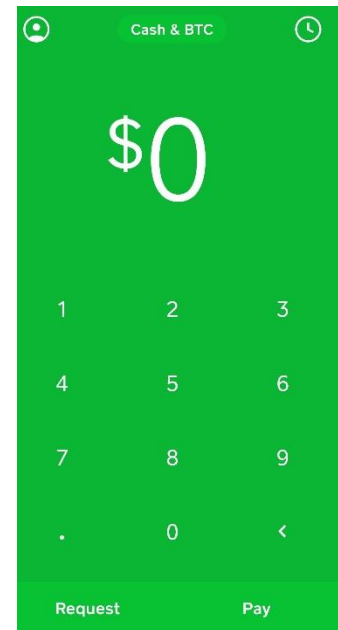




How to Send your Financial Gift via Cashapp:

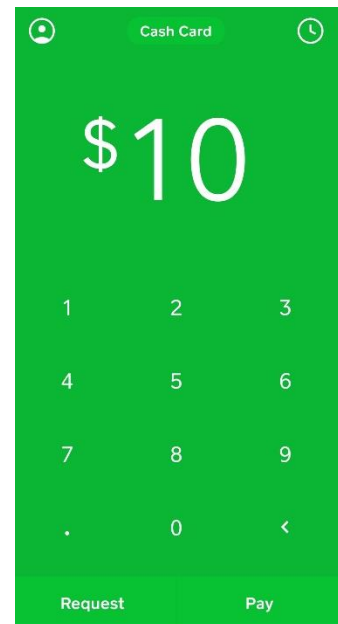
1. **Install Cashapp from your app store(if not installed) and open the app.**

When you open the app, you will see a screenshot much like the one to the right.



2. **Enter an amount that you'd like to give. (In this example, we will use \$10).**

When you've entered the amount, click "Pay."



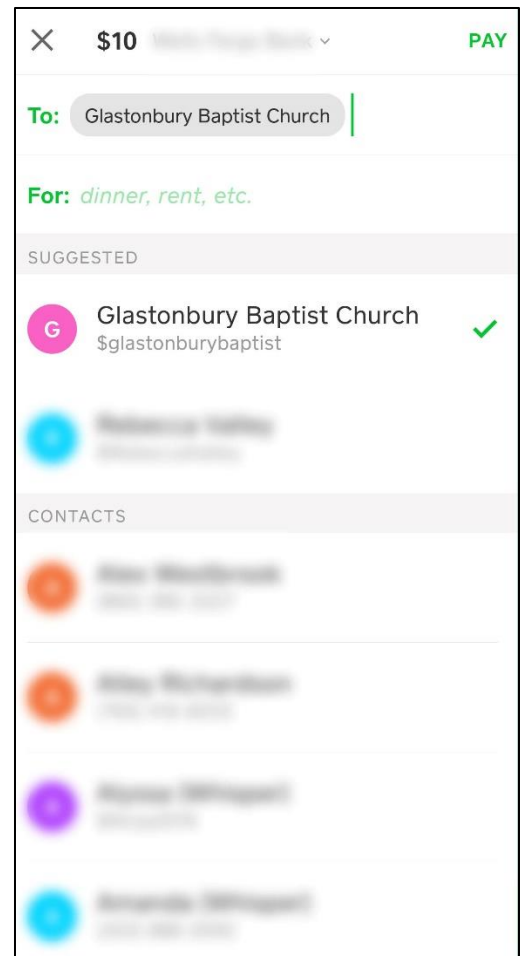
3. Next, you will see a screen confirming who you want to “pay” the money to.

If you have not given to Glastonbury Baptist Church before, you will need to type in our cashtag. Our cashtag is **\$glastonburybaptist**.

Next to your amount at the top, your bank will be listed.

You may also designate what the money is for (i.e. tithe).

Once finished, click “PAY.”



4. You will see a confirmation that you have sent the money.



Sent! \$10 will be deposited
once Glastonbury Baptist
Church completes the payment.

Done